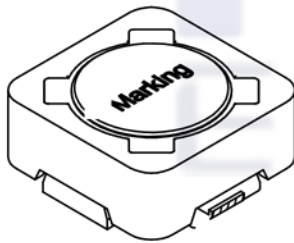
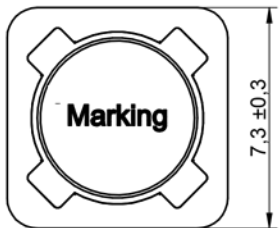
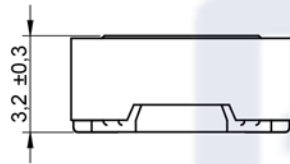
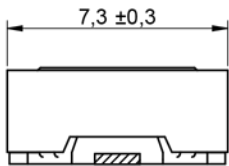
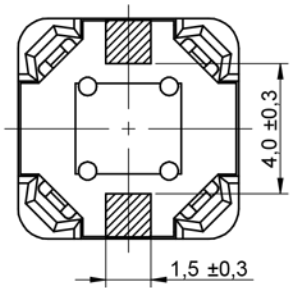


Dimensions: [mm]

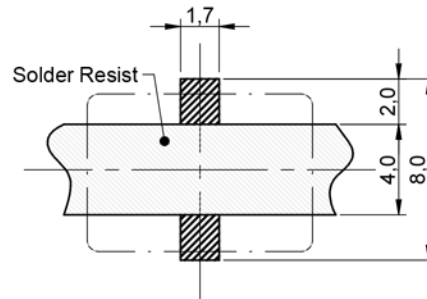


Scale - 3:1

Product Marking:

Start of Winding	•
Marking	*4R7 (Inductance Code)

Recommended Land Pattern: [mm]



Scale - 3:1

Schematic:



Electrical Properties:

Properties	Test conditions	Value	Unit	Tol.
Inductance	L 100 kHz/ 250 mV	4.7	μH	±20%
Rated Current	I _R ΔT = 40 K	2.4	A	max.
Saturation Current	I _{SAT} ΔL/L < 10 %	3.1	A	typ.
DC Resistance	R _{DC} @ 20 °C	66	mΩ	typ.
DC Resistance	R _{DC} @ 20 °C	79	mΩ	max.
Self Resonant Frequency	f _{res}	52	MHz	typ.

Certification:

RoHS Approval	Compliant [2011/65/EU&2015/863]
REACH Approval	Conform or declared [(EC)1907/2006]
Halogen Free	Conform [JEDEC JS709B]
Halogen Free	Conform [IEC 61249-2-21]

General Properties:

It is recommended that the temperature of the component does not exceed +125 °C under worst case conditions	
Ambient Temperature (referring to I _n)	-40 up to +85 °C
Operating Temperature	-40 up to +125 °C
Storage Conditions (in original packaging)	< 40 °C ; < 75 % RH
Moisture Sensitivity Level (MSL)	1
Test conditions of Electrical Properties: +20 °C, 33 % RH if not specified differently	
Coplanarity of the terminal pads: 120 μm	



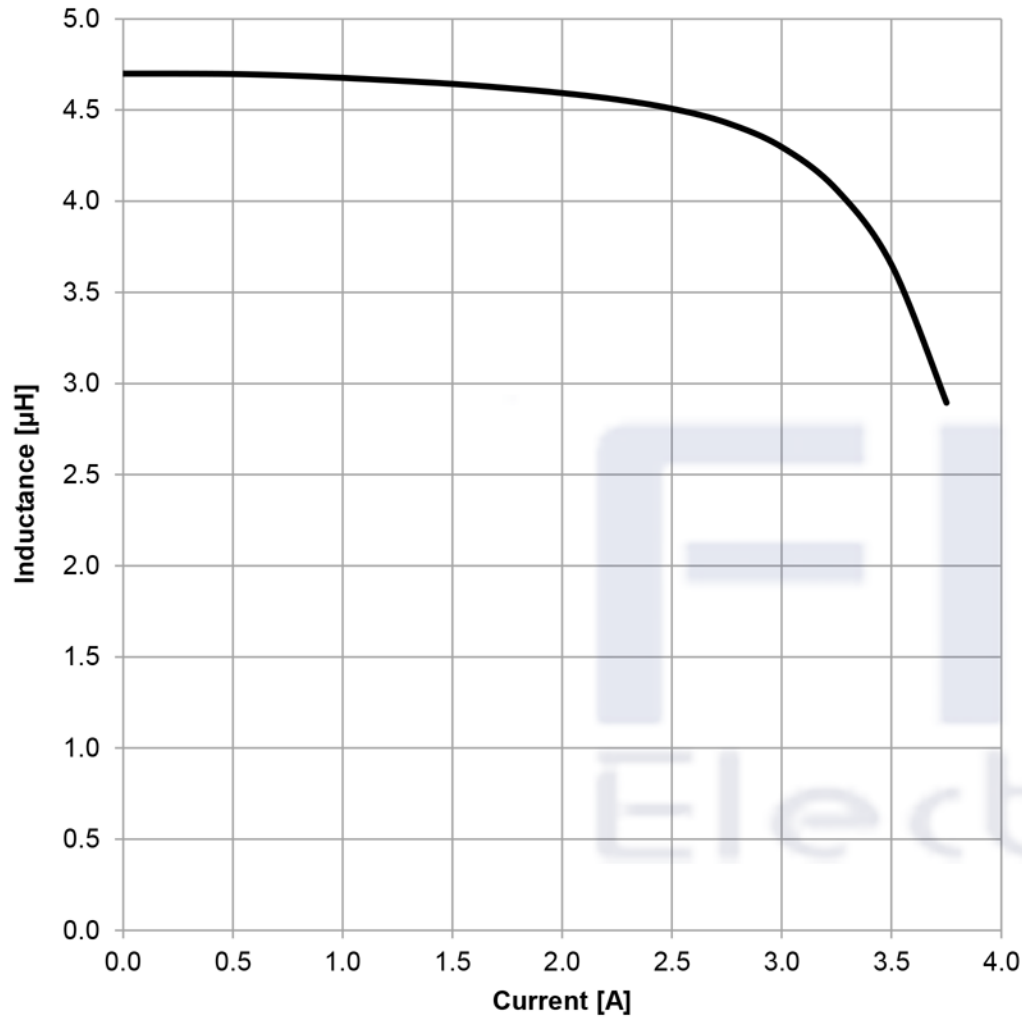
FKS
Electronics



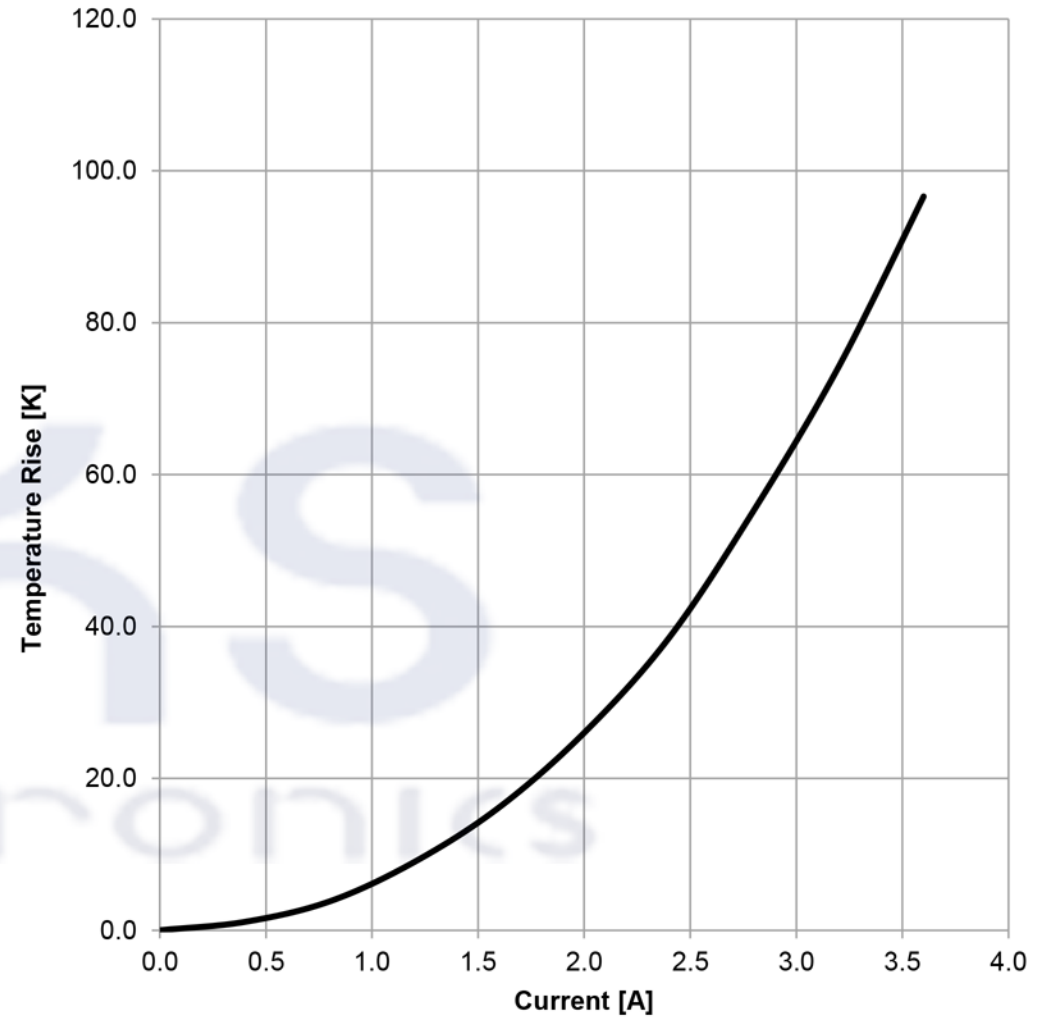
Shaanxi FKS Electronic Parts Import&Export Co.,Ltd.
Address:Building B1,The West Cloud Valley, Fengxi New City
Xixian New Area,Xianyang City,Shaanxi Province,China.
Tel:0086 29 8868 5333 Fax:0086 29 8868 0913
[Http://www.fks-tech.com](http://www.fks-tech.com)

DATE (YYYY-MM-DD)	2019-02-15	GENERAL TOLERANCE	DIN ISO 2768-1m	PROJECTION METHOD	
DESCRIPTION		SMT Shielded Power Inductor		ORDER CODE	
				FKS784778047	
SIZE/TYPE	7332	STATUS	Valid		

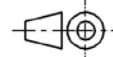
Typical Inductance vs. Current Characteristics:



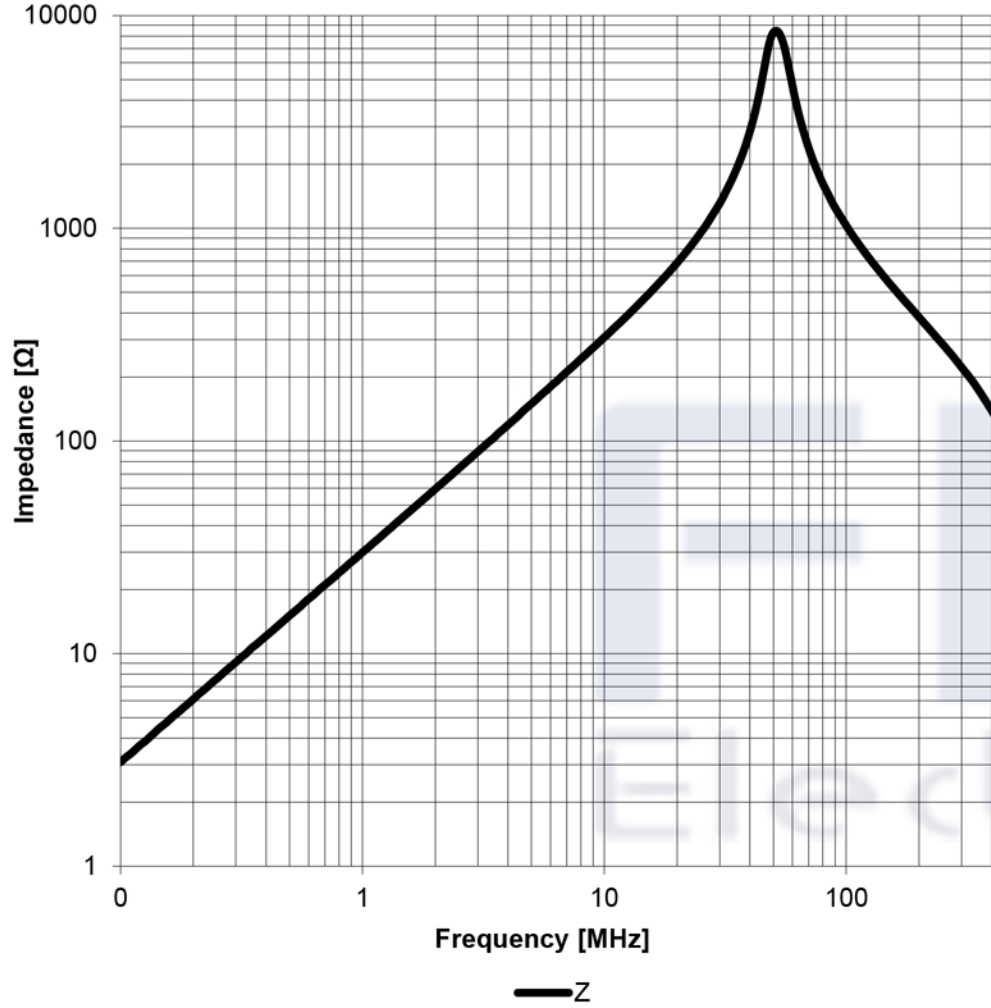
Typical Temperature Rise vs. Current Characteristics:










Shaanxi FKS Electronic Parts Import&Export Co.,Ltd.
 Address: Building B1, The West Cloud Valley, Fengxi New City
 Xixian New Area, Xianyang City, Shaanxi Province, China.
 Tel: 0086 29 8868 5333 Fax: 0086 29 8868 0913
[Http://www.fks-tech.com](http://www.fks-tech.com)

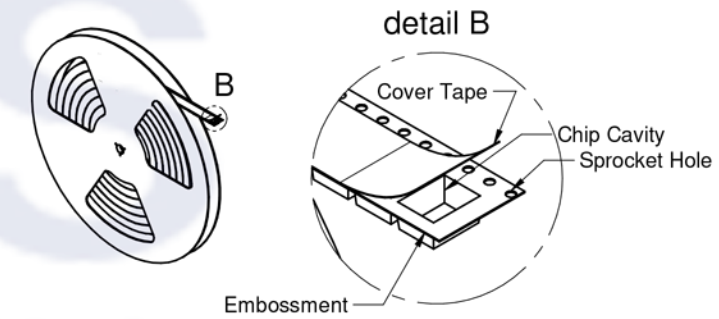
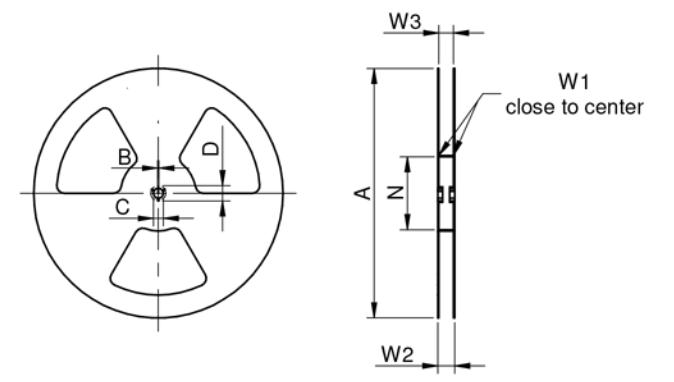
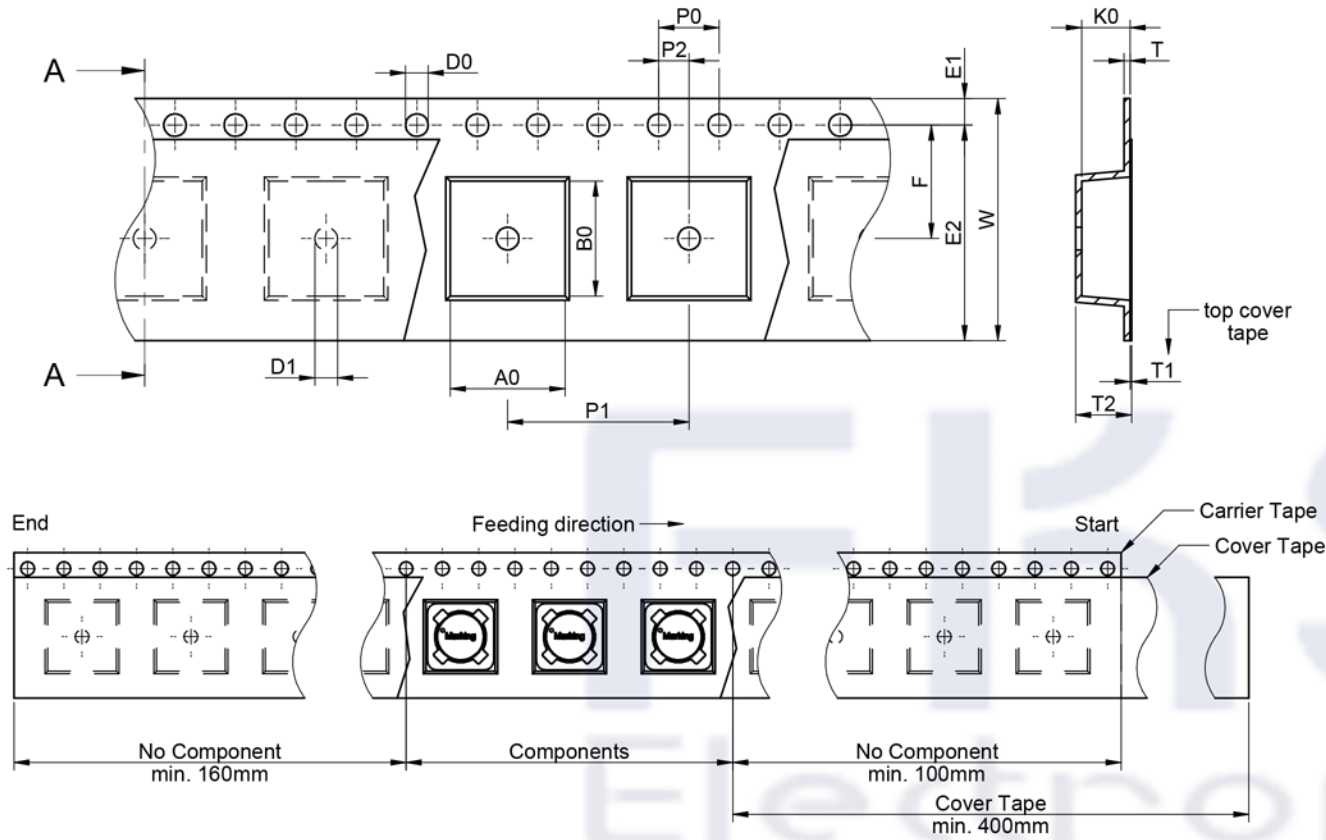
C	DATE (YYYY-MM-DD) 2019-02-15	GENERAL TOLERANCE DIN ISO 2768-1m	PROJECTION METHOD 
J	DESCRIPTION SMT Shielded Power Inductor		ORDER CODE FKS784778047
SIZE/TYPE 7332		STATUS Valid	

Typical Impedance Characteristics:



   	1	DATE (YYYY-MM-DD) 2019-02-15	GENERAL TOLERANCE DIN ISO 2768-1m	PROJECTION METHOD 
	DESCRIPTION SMT Shielded Power Inductor		ORDER CODE FKS784778047	
  Shaanxi FKS Electronic Parts Import&Export Co.,Ltd. Address: Building B1, The West Cloud Valley, Fengxi New City Xixian New Area, Xianyang City, Shaanxi Province, China. Tel: 0086 29 8868 5333 Fax: 0086 29 8868 0913 Http://www.fks-tech.com	SIZE/TYPE 7332	STATUS Valid		

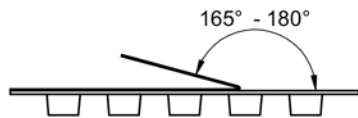
Packaging Specification - Tape and Reel: [mm]



packaging is referred to the international standard IEC 60286-3:2013

	A0	B0	W	T	T1	T2	K0	P0	P1	P2	D0	D1	E1	E2	F	Tape Type 2a	VPE / packaging unit
tolerance	typ.	typ.	+0.3/-0.1	max.	max.	typ.	typ.	±0.1	±0.1	±0.1	+0.1/-0.0	min.	±0.1	min.	±0.1		pcs.
size	7332	7.6	7.6	16.0	0.6	0.1	3.9	3.5	4.0	12.0	2.0	1.5	1.75	14.25	7.5	Polystyrene	1000

	A	B	C	D	N	W1	W2	W3	W3
tolerance	± 2.0	min.	min.	min.	min.	+ 2	max.	min.	max.
Tape width	16 mm	330.00	1.50	12.80	20.20	60.00	16.40	22.40	15.90 19.40



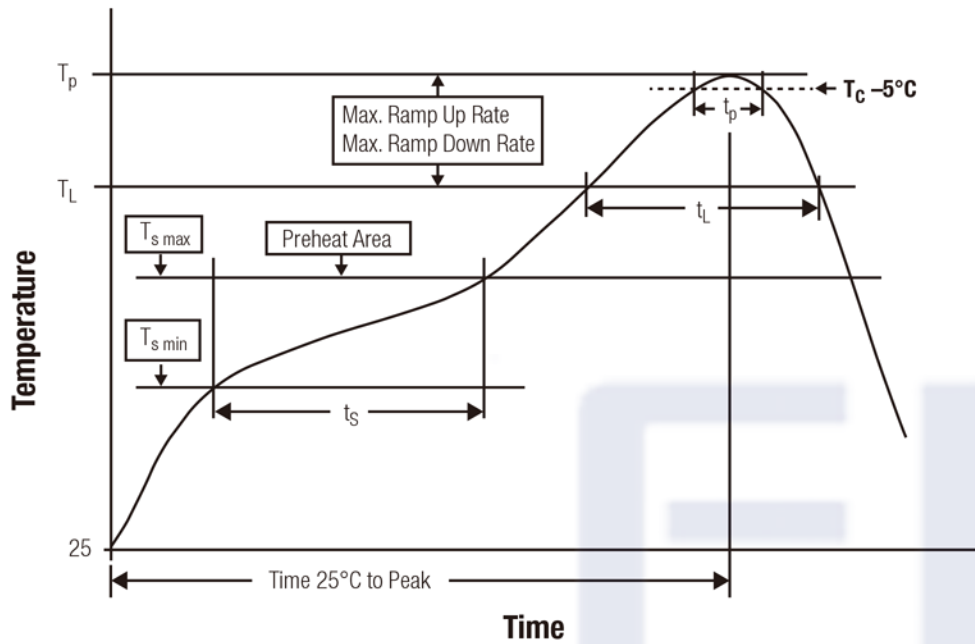
	Pull-of force
Tape width 16 mm	0,1 N - 1,3 N



Shaanxi FKS Electronic Parts Import&Export Co.,Ltd.
 Address: Building B1, The West Cloud Valley, Fengxi New City
 Xixian New Area, Xianyang City, Shaanxi Province, China.
 Tel: 0086 29 8868 5333 Fax: 0086 29 8868 0913
[Http://www.fks-tech.com](http://www.fks-tech.com)

DESCRIPTION	DATE (YYYY-MM-DD)	GENERAL TOLERANCE	PROJECTION METHOD
SMT Shielded Power Inductor	2019-02-15	DIN ISO 2768-1m	
	ORDER CODE	FKS784778047	
SIZE/TYPE	7332	STATUS	Valid

Classification Reflow Profile for SMT components:



Classification Reflow Soldering Profile:

Profile Feature		Value
Preheat Temperature Min	$T_{s \min}$	150 °C
Preheat Temperature Max	$T_{s \max}$	200 °C
Preheat Time t_s from $T_{s \min}$ to $T_{s \max}$	t_s	60 - 120 seconds
Ramp-up Rate (T_L to T_p)		3 °C/ second max.
Liquidous Temperature	T_L	217 °C
Time t_L maintained above T_L	t_L	60 - 150 seconds
Peak package body temperature	T_p	see table below
Time within 5°C of actual peak temperature	t_p	20 - 30 seconds
Ramp-down Rate (T_L to T_p)		6 °C/ second max.
Time 25°C to peak temperature		8 minutes max.

refer to IPC/ JEDEC J-STD-020E

Package Classification Reflow Temperature:

Properties	Volume mm ³ <350	Volume mm ³ 350-2000	Volume mm ³ >2000
PB-Free Assembly Package Thickness < 1.6 mm	260 °C	260 °C	260 °C
PB-Free Assembly Package Thickness 1.6 mm - 2.5 mm	260 °C	250 °C	245 °C
PB-Free Assembly Package Thickness ≥ 2.5 mm	250 °C	245 °C	245 °C
Sn-PB Assembly Package Thickness < 2.5 mm	235 °C	220 °C	
Sn-PB Assembly Package Thickness ≥ 2.5 mm	220 °C	220 °C	

refer to IPC/ JEDEC J-STD-020E



FKS
Electronics



Shaanxi FKS Electronic Parts Import&Export Co.,Ltd.
Address: Building B1, The West Cloud Valley, Fengxi New City
Xixian New Area, Xianyang City, Shaanxi Province, China.
Tel: 0086 29 8868 5333 Fax: 0086 29 8868 0913
[Http://www.fks-tech.com](http://www.fks-tech.com)

DATE (YYYY-MM-DD)
2019-02-15

GENERAL TOLERANCE
DIN ISO 2768-1m

PROJECTION METHOD



DESCRIPTION

SMT Shielded Power Inductor

ORDER CODE

FKS784778047

SIZE/TYPE

7332

STATUS

Valid