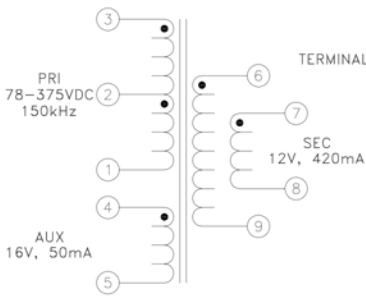
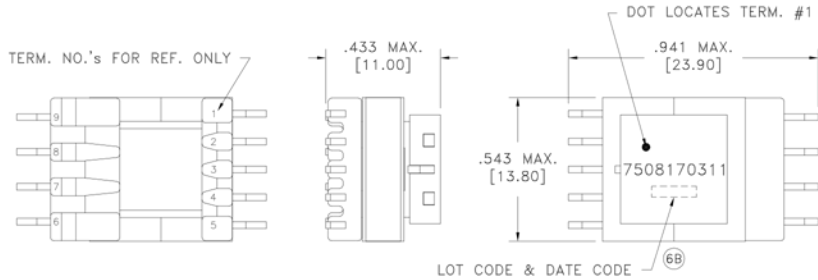
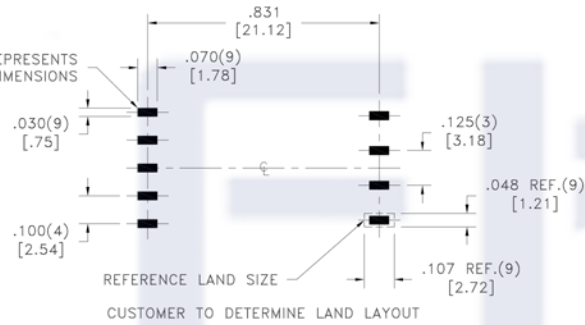


CUSTOMER TERMINAL	RoHS	LEAD(Pb)-FREE
Sn96%, Ag4%	Yes	Yes



Customer to tie terminals 6&7 and 8&9 on PC board.



ELECTRICAL SPECIFICATIONS @ 25°C unless otherwise noted:

PARAMETER	TEST CONDITIONS	VALUE
D.C. RESISTANCE	1-3 @20°C	2.000 ohms ±10%
D.C. RESISTANCE	4-5 @20°C	0.826 ohms ±10%
D.C. RESISTANCE	6-9 @20°C	0.218 ohms ±10%
D.C. RESISTANCE	7-8 @20°C	0.218 ohms ±10%
INDUCTANCE	1-3 10kHz, 100mVAC, Ls	491uH ±20%
SATURATION CURRENT	20% rolloff from initial	860mA
LEAKAGE INDUCTANCE	1-3 tie(4+5+6+7+8+9), 100kHz, 100mVAC, Ls	6.8uH typ., 8.5uH max.
DIELECTRIC	1-6 tie(6+7, 8+9), 3750VAC, 1 second	3000VAC, 1 minute
DIELECTRIC	1-5 625VAC, 1 second	500VAC, 1 minute
URNS RATIO	(3-1):(6-9), tie(6+7, 8+9)	5.75:1, ±1%
URNS RATIO	(3-1):(4-5)	4.38:1, ±1%

GENERAL SPECIFICATIONS:

OPERATING TEMPERATURE RANGE: -40°C to +125°C including temp rise.

Designed to comply with the following requirements as defined by IEC60950-1, EN60950-1, UL60950-1/CSA60950-1 and AS/NZS60950.1:
 - Reinforced insulation for a primary circuit at a working voltage of 265Vrms, 400Vpeak, Overvoltage Category II.

Wire insulation & RoHS status not affected by wire color.
 Wire insulation color may vary depending on availability.

DETAILS SUBJECT TO CHANGE

REV.	DATE	Packaging Specifications Method: Tape & Reel PKG-1043		Tolerances unless otherwise specified: Angles: ±1° Fractions: ±1/64 Decimals: ±.005 [.13] Footprint: ±.005 [.13]	DRAWING TITLE TRANSFORMER	PART NO. FKS7508170311
6B	1/16			This drawing is dual dimensioned. Dimensions in brackets are in millimeters.	eiSos p/n: FKS7508170311	SPECIFICATION SHEET 1 OF 1
6A	6/15					

