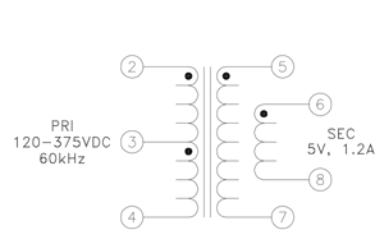
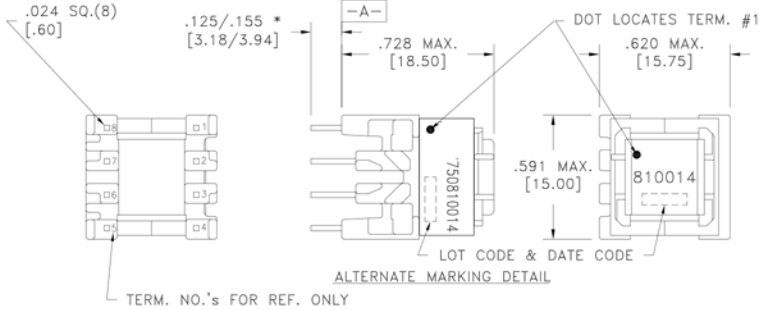


CUSTOMER TERMINAL	RoHS	LEAD(Pb)-FREE
Sn96%, Ag4%	Yes	Yes



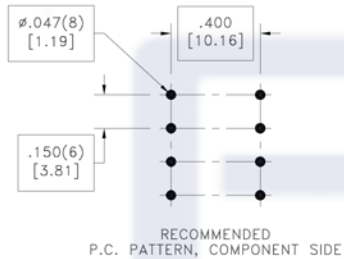
* DIMENSION MAY BE EXCEEDED WITH SOLDER ONLY

PART MUST INSERT FULLY TO SURFACE A IN RECOMMENDED GRID
 .024 SQ.(8)
 [.60]



Customer to tie terminals 5+6 and 7+8 on PC board.

Application of the transformer allows for the leadwires between terminals 5&6 and 7&8 to solder bridge.



ELECTRICAL SPECIFICATIONS @ 25°C unless otherwise noted:

PARAMETER	TEST CONDITIONS	VALUE
D.C. RESISTANCE	2-4 @20°C	4.420 ohms ±10%
D.C. RESISTANCE	5-8 tie(5+6, 7+8), @20°C	0.025 ohms ±20%
INDUCTANCE	2-4 10kHz, 100mVAC, Ls	2.00mH ±10%
SATURATION CURRENT	2-4 20% rolloff from initial	530mA
LEAKAGE INDUCTANCE	2-4 tie(5+6+7+8), 100kHz, 100mVAC, Ls	26uH typ., 34uH max.
DIELECTRIC	4-5 tie(5+6), 1875VAC, 1 second	-
TURNS RATIO	(2-4):(5-8), tie(5+6, 7+8)	12.36:1, ±1%

GENERAL SPECIFICATIONS:

OPERATING TEMPERATURE RANGE: -40°C to +125°C including temp rise.

Designed to comply with the following requirements as defined by IEC60950-1, EN60950-1, UL60950-1/CSA60950-1 and AS/NZS60950.1:
 - Functional insulation for a primary circuit at a working voltage of 265Vrms, 400Vpeak, Overvoltage Category II.

Wire insulation & RoHS status not affected by wire color.
 Wire insulation color may vary depending on availability.

REV.	DATE	Packaging Specifications Method: Tray PKG-0973		Tolerances unless otherwise specified: Angles: ±1° Fractions: ±1/64 Decimals: ±.005 [.13] Footprint: ±.001 [.03]	DRAWING TITLE TRANSFORMER	PART NO. FKS750810014
6A	3/17			This drawing is dual dimensioned. Dimensions in brackets are in millimeters.	eiSos p/n: FKS750810014	compliant RoHS SPECIFICATION SHEET 1 OF 1