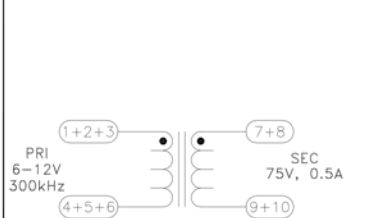
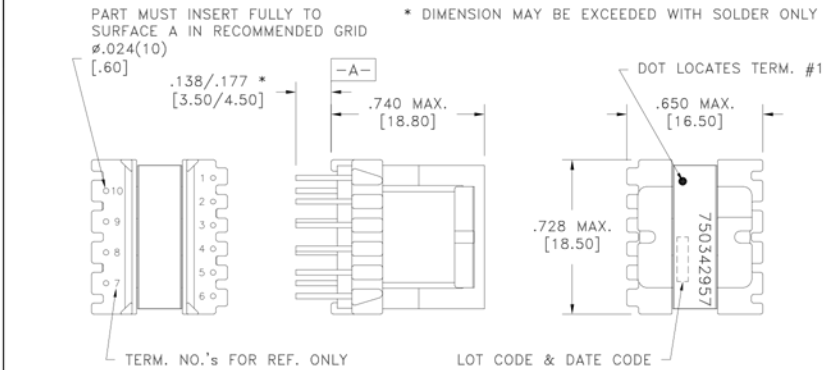
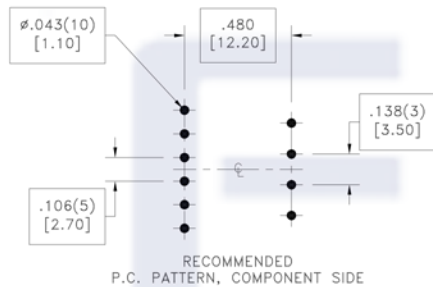


CUSTOMER TERMINAL	RoHS	LEAD(Pb)-FREE
Sn96%, Ag4%	Yes	Yes



Customer to tie terminals 1&2&3, 4&5&6, 7&8, and 9&10 internally on PCB.

Application of the transformer allows for the leadwires between terminals 1&2&3, 4&5&6, 7&8, and 9&10 to solder bridge.



ELECTRICAL SPECIFICATIONS @ 25°C unless otherwise noted:

PARAMETER	TEST CONDITIONS	VALUE
D.C. RESISTANCE	1-4 tie(1+2+3, 4+5+6), @20°C	0.005 ohms max.
D.C. RESISTANCE	7-10 tie(7+8, 9+10), @20°C	0.135 ohms max.
INDUCTANCE	1-4 tie(1+2+3, 4+5+6), 50kHz, 100mVAC, Ls	1.2uH ±10%
SATURATION CURRENT	1-4 tie(1+2+3, 4+5+6), 20% rolloff from initial	20A
LEAKAGE INDUCTANCE	1-4 tie(1+2+3, 4+5+6, 7+8+9+10), 100kHz, 100mVAC, Ls	150nH max.
DIELECTRIC	1-10 tie(1+2+3, 9+10), 1875VAC, 1 second	1500VAC, 1 minute
DIELECTRIC	1-Core tie(1+2+3+9+10), 625VAC, 1 second	500VAC, 1 minute
URNS RATIO	(7-10):(1-4), tie(1+2+3, 4+5+6, 7+8, 9+10)	5:1, ±2%

GENERAL SPECIFICATIONS:

OPERATING TEMPERATURE RANGE: -40°C to +125°C including temp rise.

Wire insulation & RoHS status not affected by wire color.
Wire insulation color may vary depending on availability.

REV.	DATE	Packaging Specifications Method: Tray PKG-0967		Tolerances unless otherwise specified: Angles: ±1° Fractions: ±1/64 Decimals: ±.005 [13] Footprint: ±.001 [03]	DRAWING TITLE TRANSFORMER	PART NO. FKS750342957
6A	10/16			This drawing is dual dimensioned. Dimensions in brackets are in millimeters.	eiSos p/n: FKS750342957	SPECIFICATION SHEET 1 OF 1