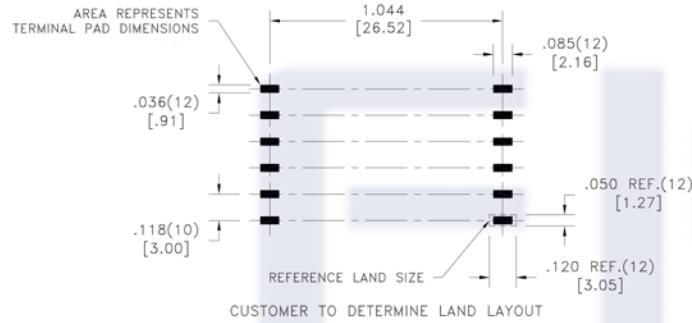
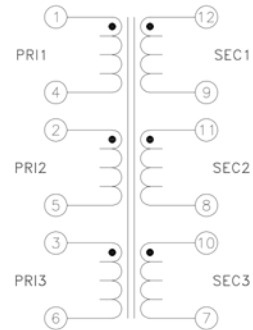
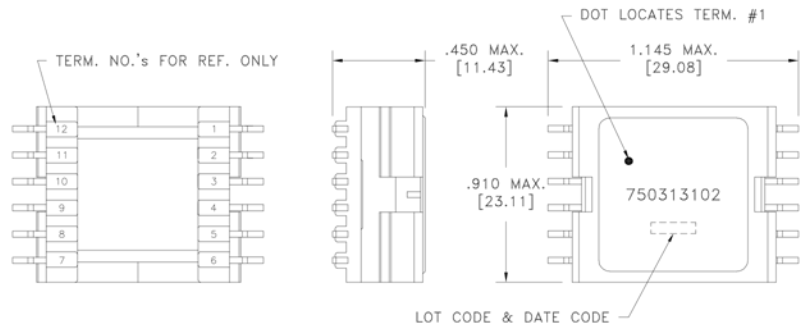


CUSTOMER TERMINAL	RoHS	LEAD(Pb)-FREE
Sn96%, Ag4%	Yes	Yes



ELECTRICAL SPECIFICATIONS @ 25°C unless otherwise noted:

PARAMETER	TEST CONDITIONS	VALUE
D.C. RESISTANCE	1-4 @20°C	0.057 ohms ±10%
D.C. RESISTANCE	2-5 @20°C	0.057 ohms ±10%
D.C. RESISTANCE	3-6 @20°C	0.057 ohms ±10%
D.C. RESISTANCE	12-9 @20°C	0.064 ohms ±10%
D.C. RESISTANCE	11-8 @20°C	0.064 ohms ±10%
D.C. RESISTANCE	10-7 @20°C	0.064 ohms ±10%
INDUCTANCE	1-4 10kHz, 100mVAC, Ls	12.0uH ±10%
SATURATION CURRENT	20% rolloff from initial	11.5A
LEAKAGE INDUCTANCE	1-6 tie(1+2+3, 4+5+6, 7+8+9+10+11+12), 100kHz, 100mVAC, Ls	360nH typ., 540nH max.
DIELECTRIC	1-12 tie(4+5+6, 7+8+9), 1500VAC, 1 second	-
TURNS RATIO	(1-4):(2-5)	1:1, ±1%
TURNS RATIO	(1-4):(3-6)	1:1, ±1%
TURNS RATIO	(1-4):(12-9)	1:1, ±1%
TURNS RATIO	(1-4):(11-8)	1:1, ±1%
TURNS RATIO	(1-4):(10-7)	1:1, ±1%

GENERAL SPECIFICATIONS:

OPERATING TEMPERATURE RANGE: -40°C to +125°C including temp rise.

Safety Standard Undefined.

Wire insulation & RoHS status not affected by wire color.
Wire insulation color may vary depending on availability.

REV.	DATE	Packaging Specifications Method: Tape & Reel PKG-0647		Tolerances unless otherwise specified: Angles: ±1° Fractions: ±1/64	Decimals: ±.005 [.13] Footprint: ±.005 [.13]	DRAWING TITLE TRANSFORMER	PART NO. FKS750313102
6B	10/17			This drawing is dual dimensioned. Dimensions in brackets are in millimeters.		eiSos p/n: FKS750313102	
6A	7/12						SPECIFICATION SHEET 1 OF 1