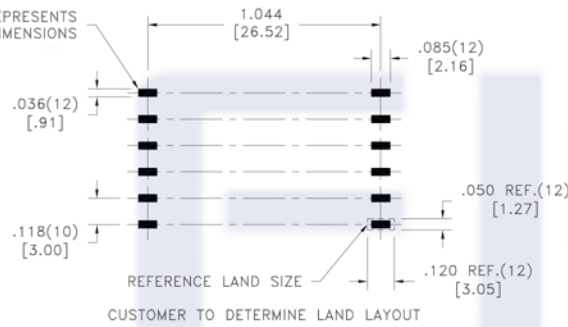
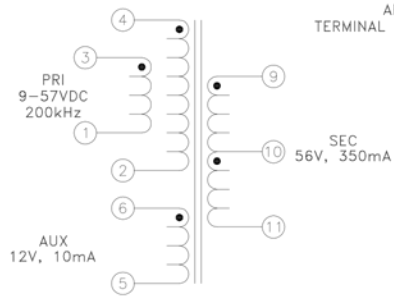
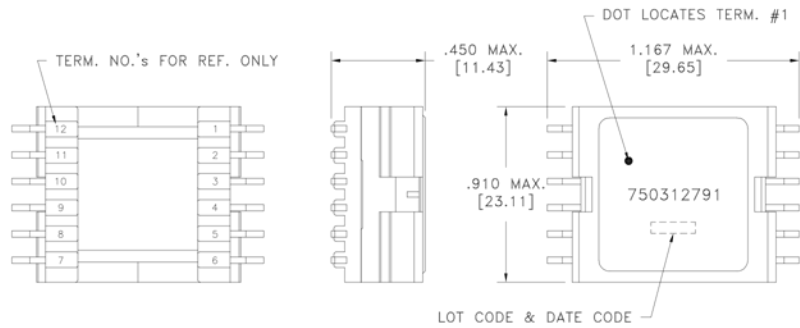


CUSTOMER TERMINAL	RoHS	LEAD(Pb)-FREE
Sn96%, Ag4%	Yes	Yes



Customer to tie terminals 1+2 and 3+4 on PC board.

Application of the transformer allows for the leadwires between terminals 1&2 and 3&4 to solder bridge.

ELECTRICAL SPECIFICATIONS @ 25°C unless otherwise noted:

PARAMETER	TEST CONDITIONS	VALUE
D.C. RESISTANCE	4-2 @20°C	0.025 ohms max.
D.C. RESISTANCE	3-1 @20°C	0.025 ohms max.
D.C. RESISTANCE	6-5 @20°C	0.260 ohms ±10%
D.C. RESISTANCE	9-11 @20°C	0.250 ohms ±10%
INDUCTANCE	tie(2+1, 4+3), 10kHz, 100mVAC, Ls	10uH ±10%
SATURATION CURRENT	tie(2+1, 4+3), 20% rolloff from initial	8.75A
LEAKAGE INDUCTANCE	tie(2+1, 4+3, 6+5, 9+10+11), 100kHz, 10mVAC, Ls	100nH max.
DIELECTRIC	tie(1+2+6), 1875VAC, 1 second	1500VAC, 1 minute
DIELECTRIC	tie(1+2), 625VAC, 1 second	500VAC, 1 minute
TURNS RATIO	(9-10):(10-11)	1:1, ±1%
TURNS RATIO	(9-11):(4-2), tie(4+3, 2+1)	5:1, ±1%
TURNS RATIO	(9-11):(3-1)	5:1, ±1%
TURNS RATIO	(9-11):(6-5)	4.44:1, ±1%

GENERAL SPECIFICATIONS:

OPERATING TEMPERATURE RANGE: -40°C to +125°C including temp rise.

Designed for functional insulation.

Wire insulation & RoHS status not affected by wire color.
Wire insulation color may vary depending on availability.

REV.	DATE	Packaging Specifications Method: Tape & Reel PKG-1083		Tolerances unless otherwise specified: Angles: ±1° Fractions: ±1/64 Decimals: ±.005 [.13] Footprint: ±.005 [.13]	DRAWING TITLE TRANSFORMER	PART NO. FKS750312791
6A	10/16			This drawing is dual dimensioned. Dimensions in brackets are in millimeters.	eiSos p/n: FKS750312791	SPECIFICATION SHEET 1 OF 1