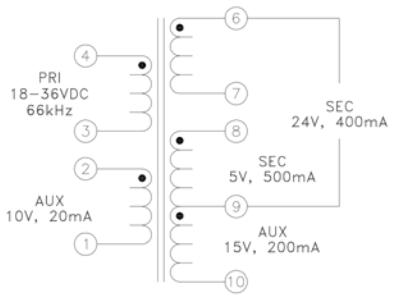
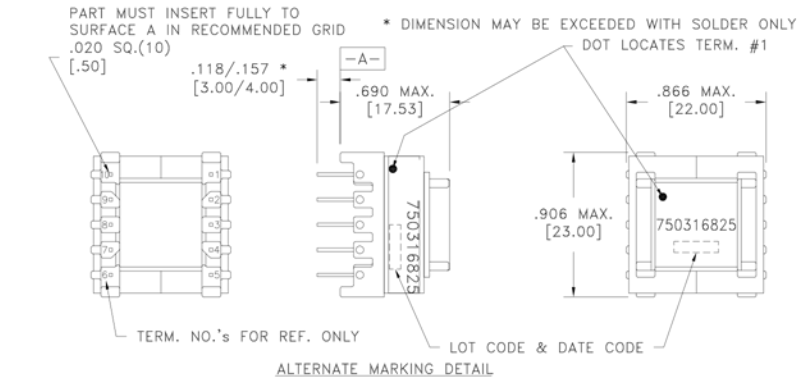
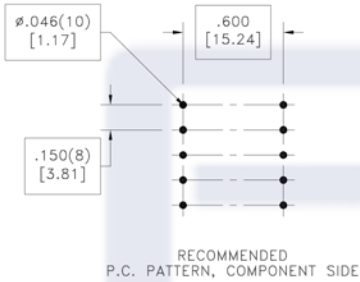


CUSTOMER TERMINAL	RoHS	LEAD(Pb)-FREE
Sn96%, Ag4%	Yes	Yes



Customer to tie terminals 7+8 on PC board.

Application of the transformer allows for the leadwires between terminals 7&8 to solder bridge.



ELECTRICAL SPECIFICATIONS @ 25°C unless otherwise noted:

PARAMETER	TEST CONDITIONS	VALUE
D.C. RESISTANCE	1-2 @20°C	0.055 ohms ±10%
D.C. RESISTANCE	3-4 @20°C	0.112 ohms ±10%
D.C. RESISTANCE	6-9 tie(7+8), @20°C	0.104 ohms ±10%
D.C. RESISTANCE	8-9 @20°C	0.012 ohms ±20%
D.C. RESISTANCE	9-10 @20°C	0.075 ohms ±10%
INDUCTANCE	3-4 10kHz, 100mVAC, Ls	97.00uH ±10%
SATURATION CURRENT	3-4 20% rolloff from initial	2.8A
LEAKAGE INDUCTANCE	3-4 tie(1+2, 6+7+8+9+10), 100kHz, 100mV, Ls	1.5uH typ., 2.5uH max.
DIELECTRIC	1-10 tie(2+3, 7+8), 2500VAC, 1 second	-
DIELECTRIC	1-4 625VAC, 1 second	-
URNS RATIO	(4-3):(2-1)	3.57:1, ±1%
URNS RATIO	(4-3):(6-9), tie(7+8)	1.39:1, ±1%
URNS RATIO	(4-3):(8-9)	6.25:1, ±1%
URNS RATIO	(4-3):(9-10)	2.27:1, ±1%

GENERAL SPECIFICATIONS:

OPERATING TEMPERATURE RANGE: -40°C to +125°C including temp rise.

Designed to comply with the following requirements as defined by IEC60950-1, EN60950-1, UL60950-1/CSA60950-1 and AS/NZS60950.1:
 - Functional insulation for a primary circuit at a working voltage of 100Vpeak, Overvoltage Category II.

Wire insulation & RoHS status not affected by wire color.
 Wire insulation color may vary depending on availability.

REV.	DATE	Packaging Specifications Method: Tray PKG-0736		Tolerances unless otherwise specified: Angles: ±1° Fractions: ±1/64 Decimals: ±.005 [.13] Footprint: ±.001 [.03]	DRAWING TITLE TRANSFORMER	PART NO. FKS750316825
6A	8/18		CONVENTION PLACEMENT	This drawing is dual dimensioned. Dimensions in brackets are in millimeters.	eiSos p/n: FKS750316825	compliant RoHS
						SPECIFICATION SHEET 1 OF 1