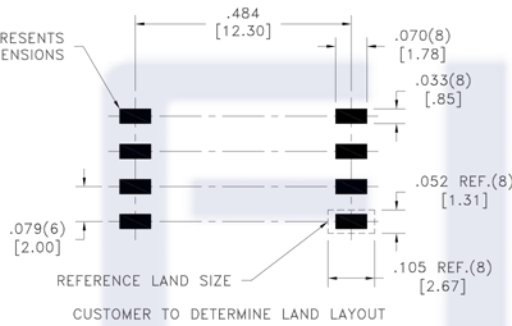
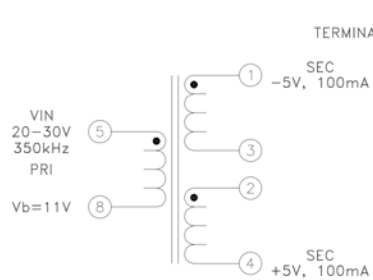
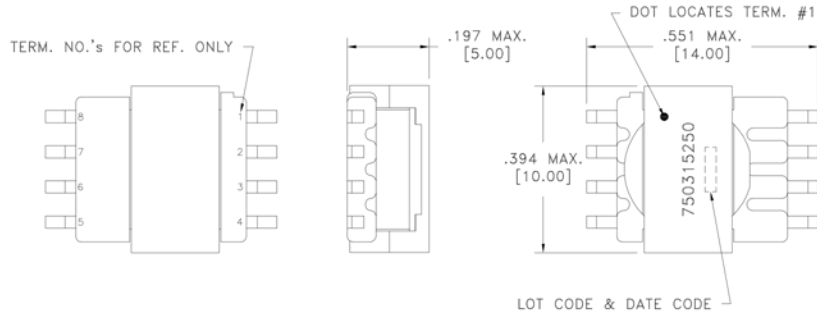


CUSTOMER TERMINAL	RoHS	LEAD(Pb)-FREE
Sn96%, Ag4%	Yes	Yes



ELECTRICAL SPECIFICATIONS @ 25°C unless otherwise noted:

PARAMETER	TEST CONDITIONS	VALUE
6B D.C. RESISTANCE	5-8 @20°C	0.162 ohms ±15%
6B D.C. RESISTANCE	1-3 @20°C	0.096 ohms ±10%
6B D.C. RESISTANCE	2-4 @20°C	0.096 ohms ±10%
INDUCTANCE	5-8 10kHz, 100mVAC, Ls	30uH ±10%
SATURATION CURRENT	5-8 20% rolloff from initial	900mA
6B LEAKAGE INDUCTANCE	5-8 tie(1+2+3+4), 100kHz, 100mVAC, Ls	550nH typ., 825nH max.
6B DIELECTRIC	1-8 tie(2+3), 1875VAC, 2 seconds	1500VAC, 1 minute
6C DIELECTRIC	1-4 500VAC, 2 seconds	-
TURNS RATIO	(5-8):(1-3)	2:1, ±1%
TURNS RATIO	(5-8):(2-4)	2:1, ±1%

GENERAL SPECIFICATIONS:

OPERATING TEMPERATURE RANGE: -40°C to +125°C including temp rise.

Designed to comply with the following requirements as defined by IEC61010-1 and IEC61131-2:

- Minimum creepage distance of 1.6mm for Basic insulation.

Wire insulation & RoHS status not affected by wire color.
Wire insulation color may vary depending on availability.

DETAILS SUBJECT TO CHANGE

REV.	DATE	Packaging Specifications Method: Tape & Reel PKG-1042		Tolerances unless otherwise specified: Angles: ±1° Fractions: ±1/64 Decimals: ±.005 [.13] Footprint: ±.005 [.13]	DRAWING TITLE TRANSFORMER	PART NO. FKS750315250
6C	10/17			This drawing is dual dimensioned. Dimensions in brackets are in millimeters.	eiSos p/n: FKS750315250	SPECIFICATION SHEET 1 OF 1
6B	7/17					
6A	10/15					

