


EP10

8-Terminal, SMT, Horizontal



Characteristics

- Surface mount
- Pick & placeable
- Core direction: horizontal
- Functional insulation

Applications

- PoE
- DC/DC converter
- Industrial controls
- DSL
- Telecom
- CMC

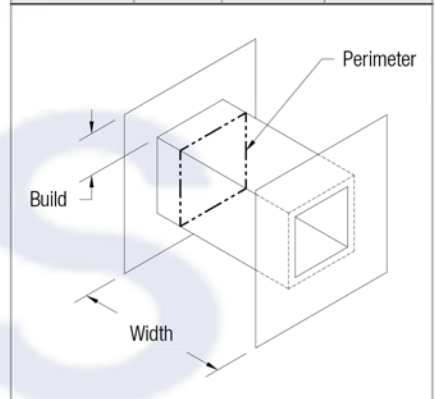
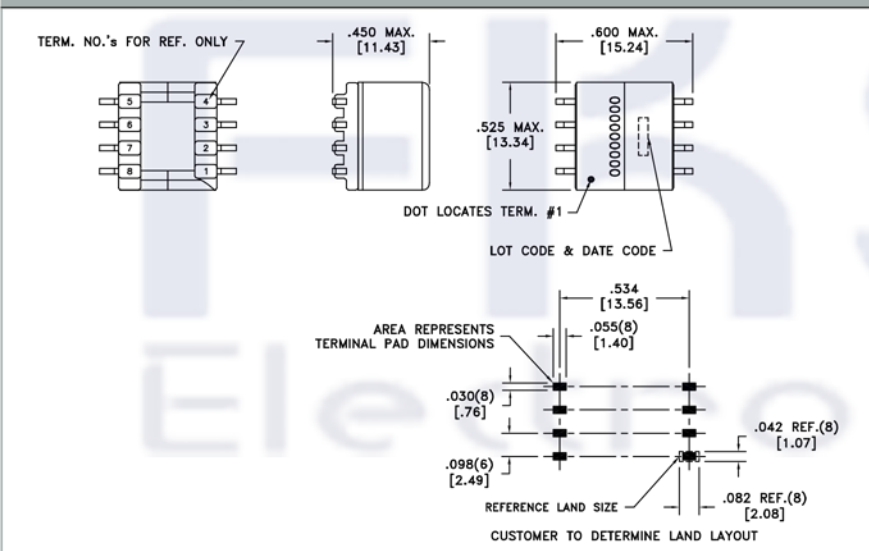
Core Data

Core Part Number		Area (A_c) (mm ²)	Path Length (L_p) (mm)	Volume (V_c) (mm ³)
Power: 150-2361	Digital: 150-0339	11.30	19.30	218.09

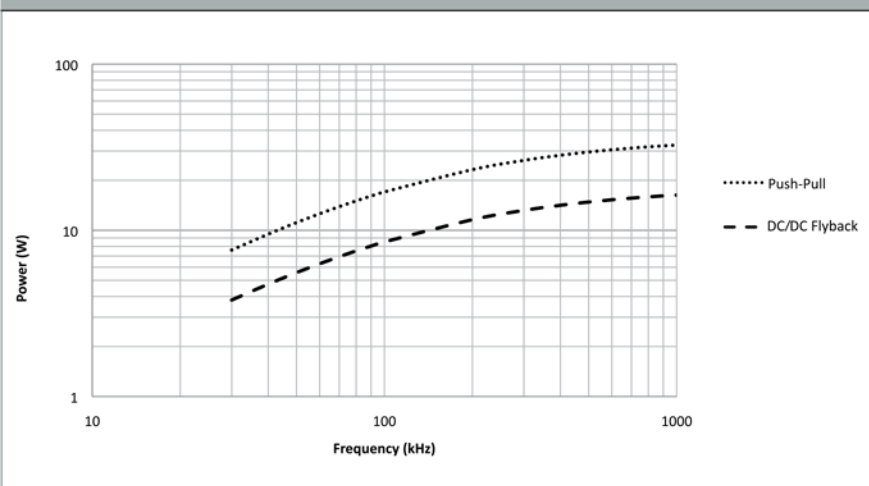
Bobbin Winding Area

Bobbin Part Number	Width (mm)	Build (mm)	Perimeter (mm)
070-6052	5.79	2.10	15.08

Dimensions & Footprint



Estimated Maximum Power Level



Models

A Altium Library

E Eagle Library

S STEP 3D Model

I IGS 3D Model

W WRL 3D Model