


EP13

12-Terminal, SMT, Horizontal



Characteristics

- Surface mount
- Pick & placeable
- Core direction: horizontal
- Functional insulation

Applications

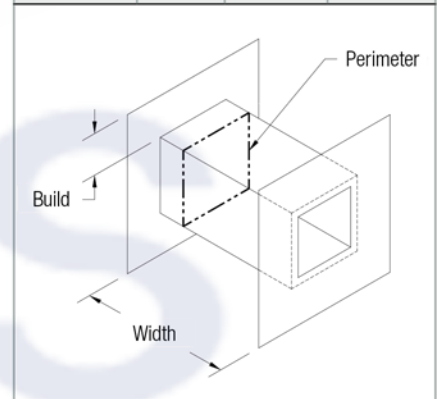
- Lighting
- Metering
- PoE
- DC/DC converter
- Industrial controls
- White goods
- DSL
- Telecom
- CMC

Core Data

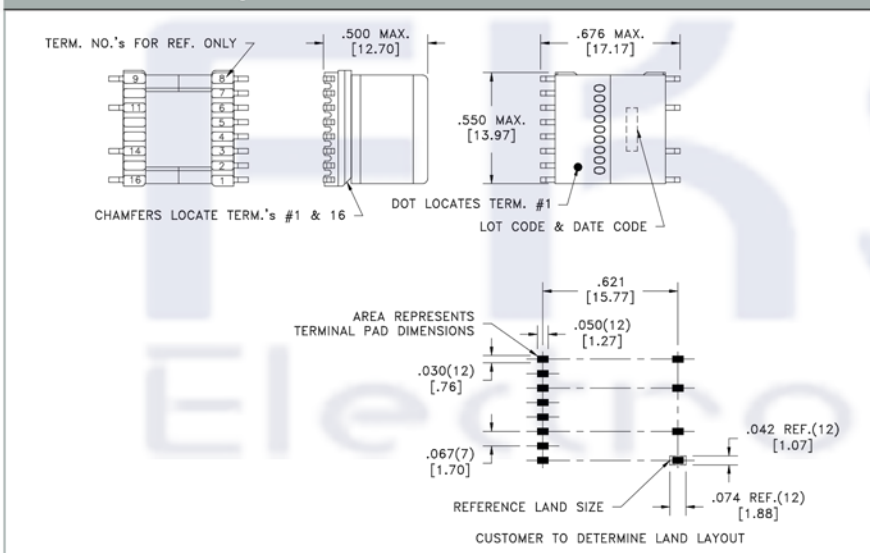
Core Part Number		Area (A_c) (mm ²)	Path Length (L_p) (mm)	Volume (V_c) (mm ³)
Power: 150-2363	Digital: 150-0899	19.50	24.20	471.90

Bobbin Winding Area

Bobbin Part Number	Width (mm)	Build (mm)	Perimeter (mm)
070-4482	7.77	1.91	18.03



Dimensions & Footprint



Models

- A** Altium Library
- E** Eagle Library
- S** STEP 3D Model
- I** IGS 3D Model
- W** WRL 3D Model

Estimated Maximum Power Level

