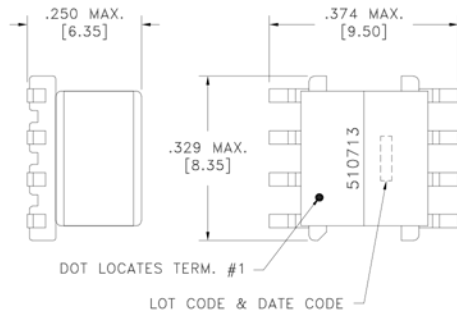
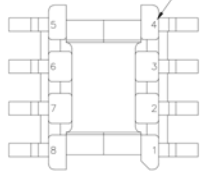


CUSTOMER TERMINAL	RoHS	LEAD(Pb)-FREE
Sn96%, Ag4%	Yes	Yes

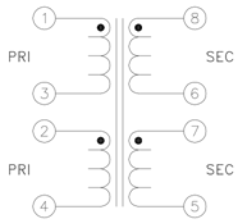


TERM. NO.'s FOR REF. ONLY

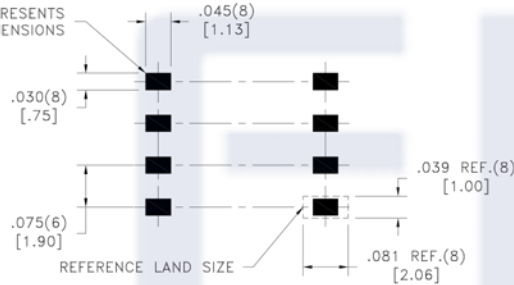


DOT LOCATES TERM. #1

LOT CODE & DATE CODE



AREA REPRESENTS TERMINAL PAD DIMENSIONS



CUSTOMER TO DETERMINE LAND LAYOUT

ELECTRICAL SPECIFICATIONS @ 25°C unless otherwise noted:

PARAMETER	TEST CONDITIONS	VALUE
D.C. RESISTANCE	1-4 tie(2+3), @20°C	0.220 ohms ±10%
D.C. RESISTANCE	8-5 tie(6+7), @20°C	0.162 ohms ±10%
INDUCTANCE	1-4 tie(2+3), 10kHz, 100mVAC, Ls	10.0uH ±5%
SATURATION CURRENT	1-4 tie(2+3), 20% rolloff from initial	1.1A
LEAKAGE INDUCTANCE	1-4 tie(2+3, 5+6+7+8), 100kHz, 100mVAC, Ls	400nH max.
LEAKAGE INDUCTANCE	8-5 tie(6+7, 1+2+3+4), 100kHz, 100mVAC, Ls	400nH max.
DISTRIBUTED CAPACITANCE	1-3 100mVAC, Cs	3.0pF typ.
DISTRIBUTED CAPACITANCE	2-4 100mVAC, Cs	3.0pF typ.
DISTRIBUTED CAPACITANCE	8-6 100mVAC, Cs	5.0pF typ.
DISTRIBUTED CAPACITANCE	7-5 100mVAC, Cs	4.0pF typ.
INTERWINDING CAPACITANCE	1-8 tie(2+3, 6+7), 100kHz, 10mVAC, Cs	25.0pF max.
DIELECTRIC	1-8 tie(2+3, 6+7), 1875VAC, 1 second	1500VAC, 1 minute
TURNS RATIO	(1-4):(8-5), tie(2+3, 6+7)	1.33:1, ±1%
TOTAL HARMONIC DISTORTION	200kHz, 0.9Vrms across PRI, 56 ohm load, 100 ohm input, tie(2+3, 6+7)	-70dB max.
LONGITUDINAL BALANCE	10MHz	50dB min.
LONGITUDINAL BALANCE	30MHz	40dB min.
LONGITUDINAL BALANCE	50MHz	33dB min.
LONGITUDINAL BALANCE	100MHz	20dB min.

GENERAL SPECIFICATIONS:

OPERATING TEMPERATURE RANGE: -40°C to +85°C.

Designed to comply with the following requirements as defined by IEC60950-1, EN60950-1, UL60950-1/CSA60950-1 and AS/NZS60950.1:

- Functional insulation for a primary circuit at a working voltage of 265Vrms, 400Vpeak, Overvoltage Category II.

Wire insulation & RoHS status not affected by wire color.  
Wire insulation color may vary depending on availability.

FKS750510713

REV.	DATE	Packaging Specifications Method: Tape & Reel PKG-0951		Tolerances unless otherwise specified: Angles: ±1° Fractions: ±1/64 Decimals: ±.005 [.13] Footprint: ±.005 [.13]	DRAWING TITLE <b>TRANSFORMER</b>	PART NO. FKS750510713
6C	5/17					
6B	8/16					
6A	6/16			This drawing is dual dimensioned. Dimensions in brackets are in millimeters.	eiSos p/n: 	SPECIFICATION SHEET 1 OF 1