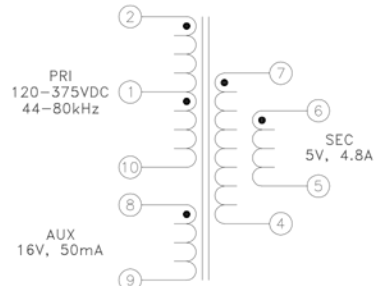
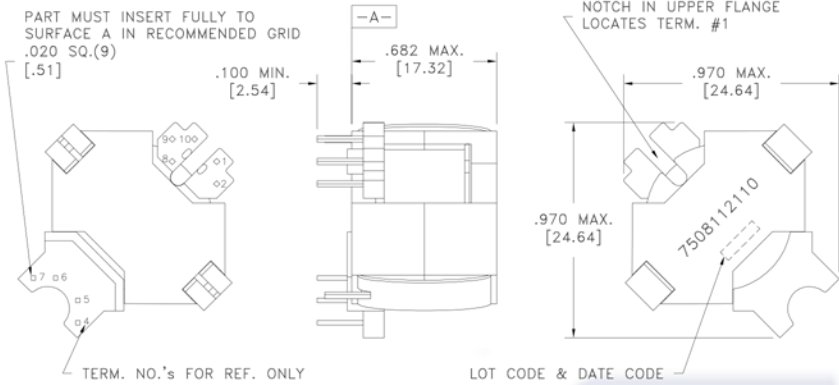
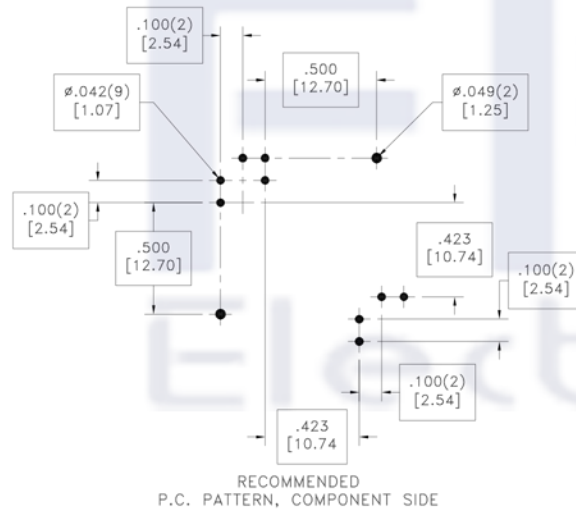


CUSTOMER TERMINAL	RoHS	LEAD(Pb)-FREE
Sn96%, Ag4%	Yes	Yes



Customer to tie terminals 4+5 and 6+7 on PC board.

Application of transformer allows for the leadwires between terminals 4&5 and 6&7 to solder bridge.



ELECTRICAL SPECIFICATIONS @ 25°C unless otherwise noted:

PARAMETER	TEST CONDITIONS	VALUE
D.C. RESISTANCE	2-10 @20°C	0.544 ohms ±10%
D.C. RESISTANCE	4-7 tie(4+5, 6+7), @20°C	0.011 ohms max.
D.C. RESISTANCE	8-9 @20°C	0.089 ohms ±10%
INDUCTANCE	2-10 10kHz, 100mVAC, Ls	670uH ±10%
SATURATION CURRENT	2-10 20% rolloff from initial	2.7A
LEAKAGE INDUCTANCE	2-10 tie(4+5+6+7, 8+9), 100kHz, 100mVAC, Ls	12.6uH typ., 18.9uH max.
DIELECTRIC	2-7 tie(4+5, 6+7), 3900VAC, 1 second	3900VAC, 1 minute
DIELECTRIC	2-8 625VAC, 1 second	500VAC, 1 minute
URNS RATIO	(2-10):(7-4), tie(4+5, 6+7)	19:1, ±1%
URNS RATIO	(8-9):(7-4), tie(4+5, 6+7)	2.75:1, ±1%

GENERAL SPECIFICATIONS:

OPERATING TEMPERATURE RANGE: -40°C to +125°C including temp rise.

Designed to comply with the following requirements as defined by IEC61558-2-16 and EN61558-2-16, Amendment 1:
 - Reinforced insulation for a primary circuit at a working voltage of 265Vrms, 400Vpeak (operating frequency of <2MHz).

Wire insulation & RoHS status not affected by wire color.
 Wire insulation color may vary depending on availability.

REV.	DATE	Packaging Specifications Method: Tray PKG-0027		Tolerances unless otherwise specified: Angles: ±1° Fractions: ±1/64 Decimals: ±.005 [.13] Footprint: ±.001 [.03]	DRAWING TITLE TRANSFORMER	PART NO. FKS7508112110
6B	7/17			This drawing is dual dimensioned. Dimensions in brackets are in millimeters.	eiSos p/n: FKS7508112110	SPECIFICATION SHEET 1 OF 1
6A	12/16					