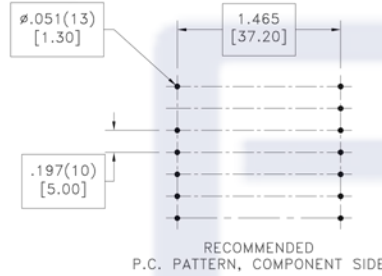
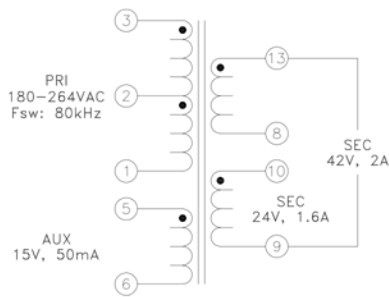
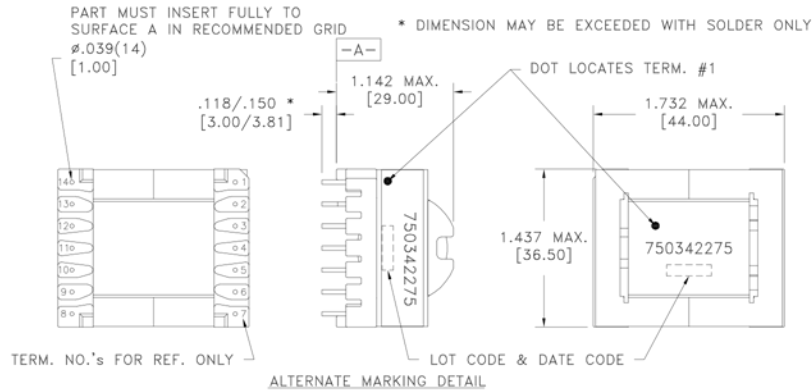


CUSTOMER TERMINAL	RoHS	LEAD(Pb)-FREE
Sn96%, Ag4%	Yes	Yes



ELECTRICAL SPECIFICATIONS @ 25°C unless otherwise noted:

PARAMETER	TEST CONDITIONS	VALUE
D.C. RESISTANCE	1-3 @20°C	0.125 ohms max.
D.C. RESISTANCE	5-6 @20°C	0.145 ohms max.
D.C. RESISTANCE	10-9 @20°C	0.006 ohms max.
D.C. RESISTANCE	13-8 @20°C	0.006 ohms max.
INDUCTANCE	3-1 50kHz, 100mVAC, Ls	240uH ±10%
LEAKAGE INDUCTANCE	3-1 tie(5+6, 8+9+10+13), 100kHz, 100mVAC, Ls	8uH max.
DIELECTRIC	3-13 tie(3+5, 13+10), 3750VAC, 1 second	3000VAC, 1 minute
DIELECTRIC	3-5 1800VAC, 1 second	1500VAC, 1 minute
URNS RATIO	(3-1):(5-6)	13.3:1, ±2%
URNS RATIO	(3-1):(13-8)	10:1, ±2%
URNS RATIO	(3-1):(10-9)	6.67:1, ±2%

GENERAL SPECIFICATIONS:

OPERATING TEMPERATURE RANGE: -40°C to +125°C including temp rise.

Designed to comply with the following requirements as defined by IEC60950-1, EN60950-1, UL60950-1/CSA60950-1 and AS/NZS60950.1:
 - Reinforced insulation for a primary circuit at a working voltage of 264Vrms.

Wire insulation & RoHS status not affected by wire color.
 Wire insulation color may vary depending on availability.

REV.	DATE	Packaging Specifications Method: Tray PKG-0810		Tolerances unless otherwise specified: Angles: ±1° Fractions: ±1/64 Decimals: ±.005 [.13] Footprint: ±.001 [.03]	DRAWING TITLE TRANSFORMER	PART NO. FKS750342275
6A	8/15			This drawing is dual dimensioned. Dimensions in brackets are in millimeters.	eiSos p/n: FKS750342275	SPECIFICATION SHEET 1 OF 1