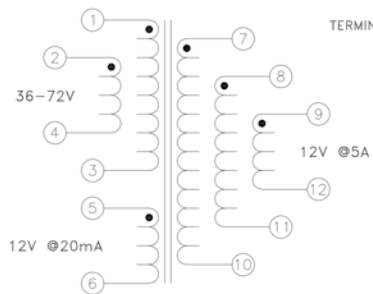
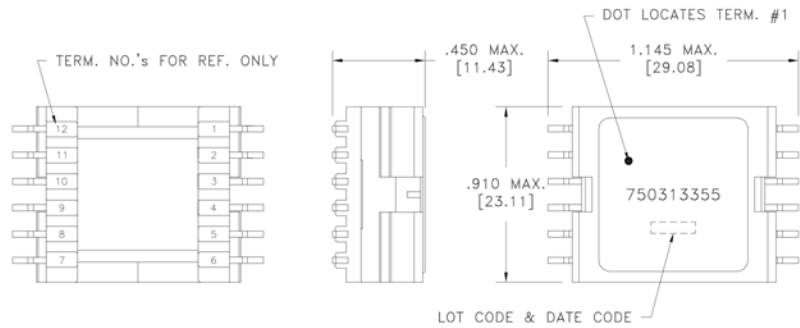
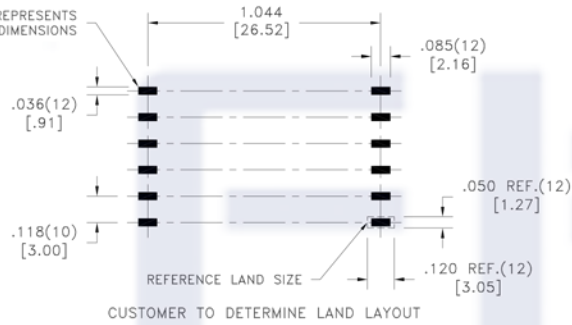


CUSTOMER TERMINAL	RoHS	LEAD(Pb)-FREE
Sn96%, Ag4%	Yes	Yes



Application of the transformer allows for the leadwires between terminals 1&2, 3&4, 10&11&12 and 7&8&9 to solder bridge.



ELECTRICAL SPECIFICATIONS @ 25°C unless otherwise noted:

PARAMETER	TEST CONDITIONS	VALUE
D.C. RESISTANCE	1-4 tie(1+2, 3+4), @20°C	0.065 ohms max.
D.C. RESISTANCE	7-12 tie(7+8+9, 10+11+12), @20°C	0.015 ohms max.
D.C. RESISTANCE	5-6 @20°C	0.260 ohms max.
INDUCTANCE	1-4 tie(1+2, 3+4), 100kHz, 100mVAC, Ls	100.0uH ±12%
LEAKAGE INDUCTANCE	1-4 tie(1+2, 3+4, 5+6+7+8+9+10+11+12), 100kHz, 10mVAC, Ls	850nH max.
DIELECTRIC	1-12 tie(1+2, 5+6+3, 10+11+12), 1875VAC, 1 second	1500VAC, 1 minute
TURNS RATIO	(1-3):(7-10), tie(1+2, 3+4)	2:1, ±1%
TURNS RATIO	(1-3):(8-11), tie(1+2, 3+4)	2:1, ±1%
TURNS RATIO	(1-3):(9-12), tie(1+2, 3+4)	2:1, ±1%
TURNS RATIO	(1-3):(2-4)	1:1, ±1%
TURNS RATIO	(1-3):(5-6), tie(1+2, 3+4)	2:1, ±1%

6C GENERAL SPECIFICATIONS:
OPERATING TEMPERATURE RANGE: -40°C to +125°C including temp rise.

Wire insulation & RoHS status not affected by wire color.
Wire insulation color may vary depending on availability.

REV.	DATE	Packaging Specifications Method: Tape & Reel PKG-0868		Tolerances unless otherwise specified: Angles: ±1° Fractions: ±1/64 Decimals: ±.005 [.13] Footprint: ±.005 [.13]	DRAWING TITLE TRANSFORMER	PART NO. FKS750313355
6C	10/18					
6B	2/15					
6A	2/14			This drawing is dual dimensioned. Dimensions in brackets are in millimeters.	eiSos p/n: FKS750313355	SPECIFICATION SHEET 1 OF 1