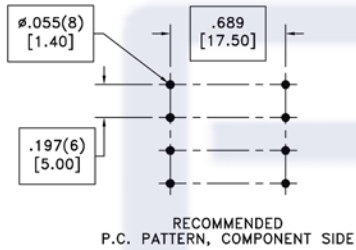

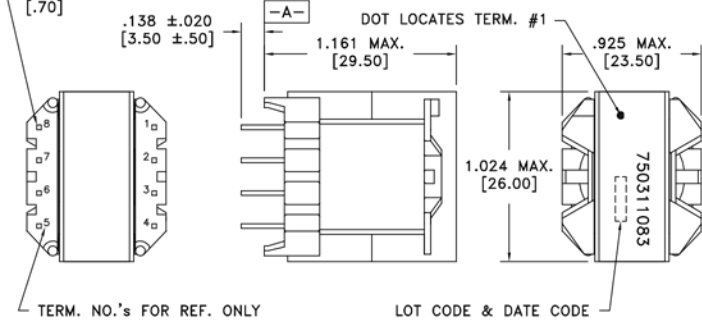


CUSTOMER TERMINAL	RoHS	LEAD(Pb)-FREE
Sn96%, Ag4%	Yes	Yes



PART MUST INSERT FULLY TO SURFACE A IN RECOMMENDED GRID
.028 SQ.(8)



ELECTRICAL SPECIFICATIONS @ 25°C unless otherwise noted:

PARAMETER	TEST CONDITIONS	VALUE
D.C. RESISTANCE	3-2 @20°C	0.490 ohms max.
D.C. RESISTANCE	6-8 @20°C	0.016 ohms max.
INDUCTANCE	3-2 100kHz, 100mVAC, Ls	2.00mH ±10%
LEAKAGE INDUCTANCE	3-2 tie(6+8), 100kHz, 100mVAC, Ls	310uH max.
DIELECTRIC	2-8 1875VAC, 1 second	1500VAC, 1 minute
URNS RATIO	(3-2):(6-8)	53.00:1, ±1%

GENERAL SPECIFICATIONS:

OPERATING TEMPERATURE RANGE: -40°C to +125°C including temp rise.

Safety Standard Undefined.

Wire insulation & RoHS status not affected by wire color.
 Wire insulation color may vary depending on availability.

REV.	DATE	Packaging Specifications Method: Tray PKG-0824		Tolerances unless otherwise specified: Angles: ±1° Fractions: ±1/64 Decimals: ±.005 [.13] Footprint: ±.001 [.03]	DRAWING TITLE INDUCTOR	PART NO. FKS750311083
6A	7/13		CONVENTION PLACEMENT	This drawing is dual dimensioned. Dimensions in brackets are in millimeters.	eiSos p/n: FKS750311083	compliant RoHS SPECIFICATION SHEET 1 OF 1